

SOLA-project (2022-2024)

An evaluation tool for Finnish municipalities and wellbeing services counties. It makes it possible to assess the economic impact of social phenomena and interventions impact at regional level.

"Regional impact": the impact of a given phenomenon at regional level and the impact of a given intervention at regional level. It also makes it possible to assess how different phenomena affect different sectors and how different measures benefit, for example, a municipality, a wellbeing services county or sectors.

Time horizon for impact assessments: 1-10 years.

Coordination: the Wellbeing Services County of Central Finland

Building the tool: the Sosped Centre

Process evaluation & trainings: UEF/ House of Effectiveness

Financing: Health promotion budget



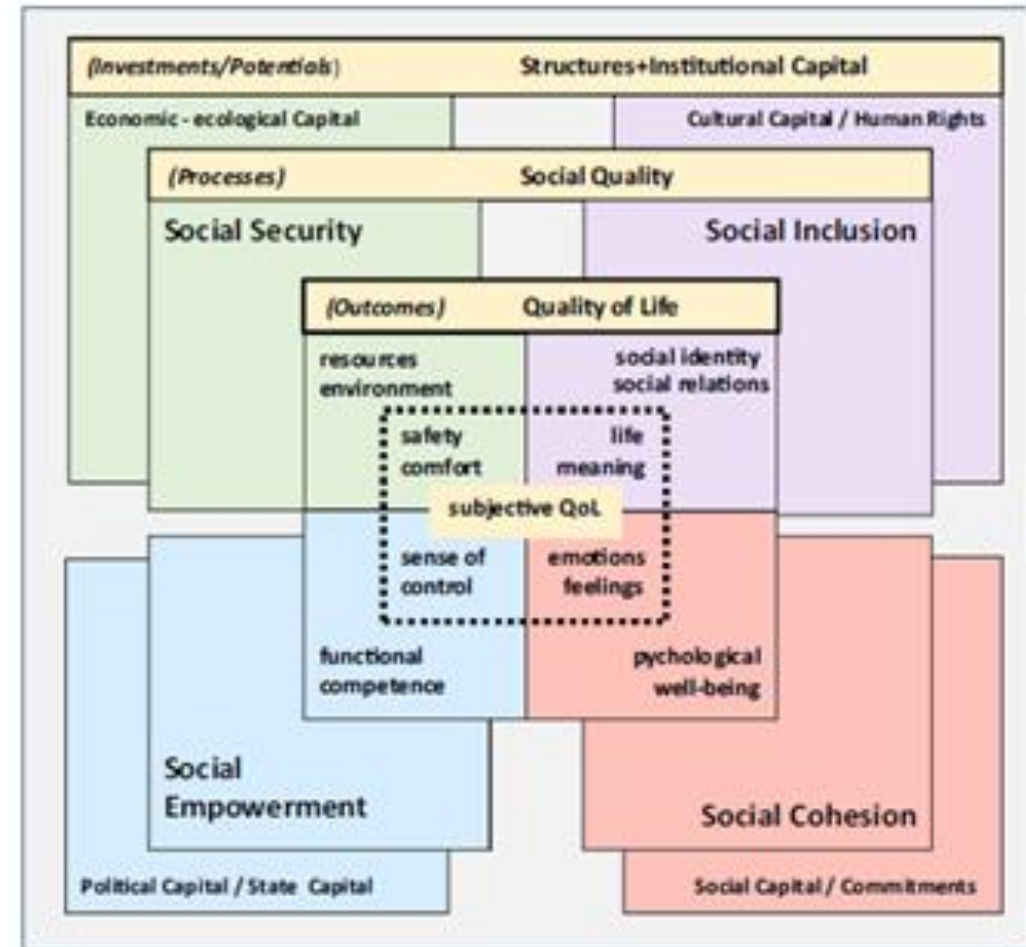
Methodology

- Using register, research and organisational data to create a phenomenon-based impact dataset -> Enables the verification of so-called regional impact.
- Evaluation methodology highlighted in a recent STM study (Niemelä & Auvinen 2021).
- Similar approaches for assessing social impacts are hardly known in the light of research (Rautiainen et al 2015 & Mäki-Opas et al 2020 & Hult & et al 2021).
- Methodology developed by the Sosped Centre. Used in e.g. housing services, evidence of impact of organisations & evidence of staff productivity.

Social Quality Framework



Theoretical framework





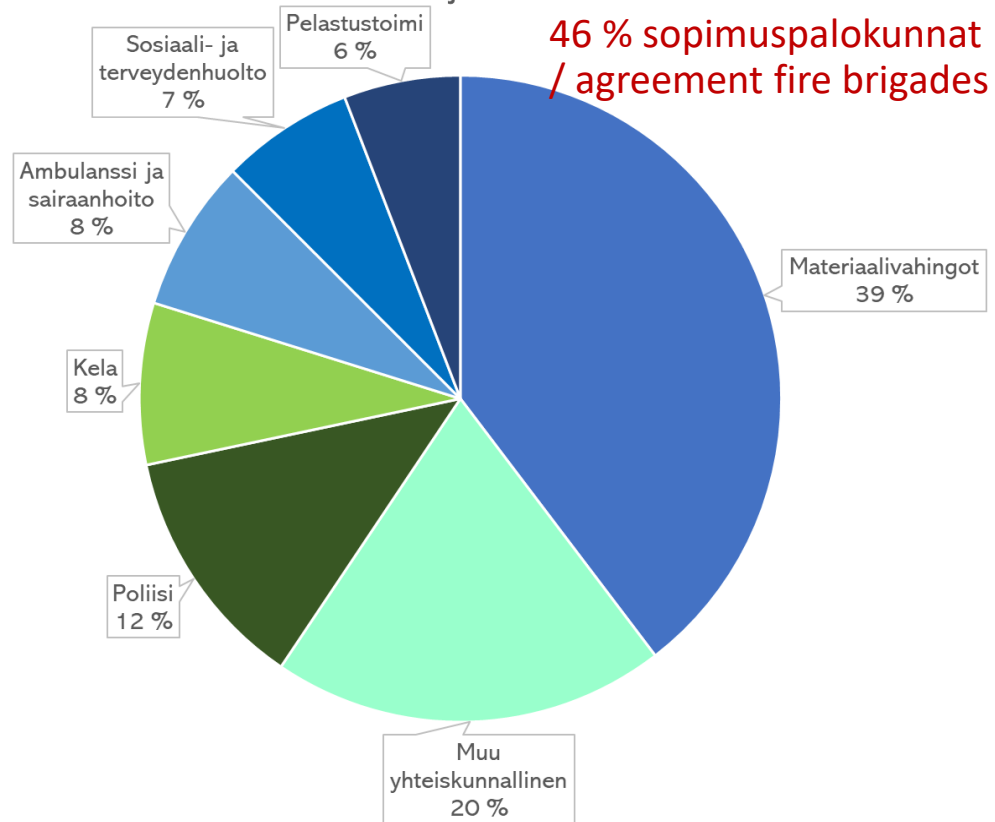
Case: Lack of trust, individual level

Lack of trust in other persons 7% = 180 mill./ year

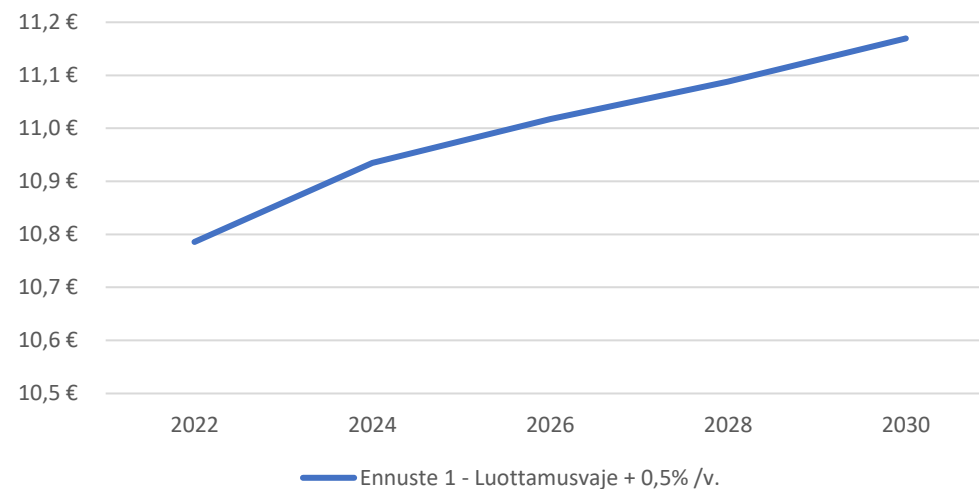
Costs generated to emergency services = 11 mill. €/ year

Forecast of the accumulated costs to the emergency services from lack of trust (mill. €)

Kustannusten jakautuminen sektoreittain




Emergency services related costs from lack of individual trust/ national level



Lähteet: Väestöennuste (Tilastokeskus), Sentimentti, Sosped Keskus

Background: from reports to Dashboards

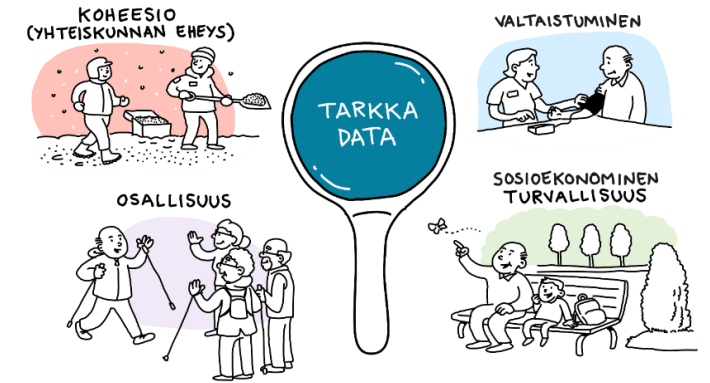
- There is already enough information, research and data. What is essential is our ability to compile it from different sources into a usable form.



After SROI

	SROI (Social Return On Investment)/ report-based assessment	Sosped's methodology – a replicable impact dashboard
COMPARABILITY	Context-specific. "It always produces a positive evaluation"	e.g. regional impact, scalability to different contexts. Assessment of the impact of the measure in the light of minimum data indicators.
CUSTOMER UNDERSTANDING	Overall level: nn players, difficult to take into account player-specific profiles	Possibility of splitting the customer groups into sub-groups. Applied, for example, in the evaluation of housing services.
DATA DYNAMISM	Static, photographic - data produced once.	Adaptability - independent generation of information. Coefficients can be modified, e.g. in response to changes in regional needs or price lists.
CREDIBILITY OF THE METHODOLOGY	Tested and recognised method.	New method, based on SROI principles. SROI calculation possible. Government outcome Lab, municipalities and organisations and surveyors have given recognition.
USABILITY OF THE DATA	Lobbying, information management on a general level. Similar calculations exist. Evaluations get old. Time span: 1 year.	Reliability through novel and comparable data. Data can be easily updated. Time span 1-10 years. Ownership of data requires maintenance and can bring savings, e.g. through reduced use of outsourcing.

Result



From an economic perspective, estimates of the economic impact of various phenomena at the level of the municipality/ wellbeing services' county.


An assessment of the measure's (a) regional coverage, (b) regional impact on the size of the target population and (c) economical impact.

The tool is open, free and the user has ownership of the data. The organisation's own data will refine the estimates.

All figures and coefficients can be edited. The user can also build new phenomena into the tool.

Three Levels of Usability

Snapshot	Use digits as they are. Enter six-eight digits.
Tailoring	Tailor and correct existing calculations.
Building new phenomena	Build new content with regional data



Levels of exploitation?

Strengthening reporting

Identifying different phenomena?

Performance management

Strengthening cooperation & liaison work

Impact investing

Planning and preventive work

New unforeseen phenomena, what they cost regionally and what/how should they be addressed?



SOLA & EKOLOGICAL SUSTAINABILITY?

SOLA- LASKENTATYÖKALU 2024

HYVINVOINTI JA YMPÄRISTÖTALOUS OSANA ALUEELLISTA JA KANSALLISTA PÄÄTÖKSENTEKOA



Digipilot

PowerBi -muotoon vieminen mahdollistaa laskentamallien hyödyntämisen mm. Digifinlandin Sotetarve-alustassa, sähköisen hyvinvointikertomuksen valmistelussa.

VAIHE 1: Digipilot



Digitalisointi

Erillinen hanke helppokäyttöisyyden vahvistamiseksi ja rajapintatoimintojen yksinkertaistamiseksi.

Mahdollisuus eri indikaattorien tehokkaammaksi laskemiseksi supertietokoneen/ tekoälyn avulla.



Ekologinen kestävyys

Ekologisen kestävyuden arviointi tuodaan mukaan koostamalla rekisteridataa yhteen olemassa olevien kestävyyslaskurien kanssa.

VAIHE 2: Ekologinen kestävyys ja digitalisointi.



Sos. & ekol. kestävyys

Sosiaalisen ja ekologisen kestävyuden arviointi samassa instrumentissa: skaalautuvasti

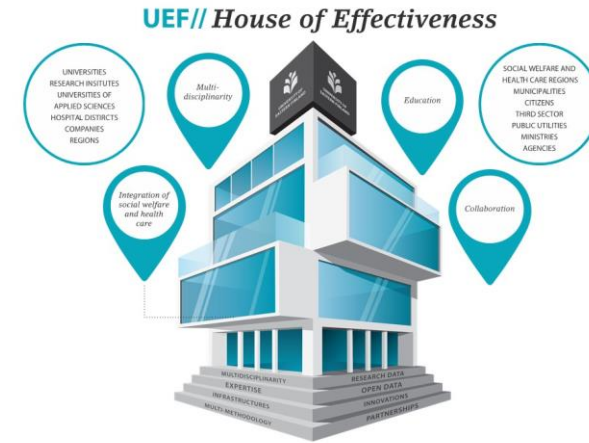


Questions?

Thanks & SOLA Team



- Natalie Joubert, doctoral student, UEF, House of Effectiveness
- Tomi Mäki-Opas, research director, UEF, House of Effectiveness



- Miikka Vuorinen, chief of evaluation, Sosped Center Miikka.Vuorinen@sosped.fi
- Experts & research assistants ie. Iiris Virokannas, Eero Jussila
- Subcontractors

- Andra Aldea-Löppönen, Project Manager, Hyvaks = Wellbeing Services' County of Central Finland andra.aldea-lopponen@hyvaks.fi
- Susanna Mutanen, Wellbeing Coordinator, Hyvaks
- Nina Peränen, Service Director, Hyvaks

